



FootO Athlete and Federation Sustainability Surveys

Results and Observations

Participating Members & Athletes



- Observations

Federations

Region	Count of Region
Africa	1
Asia	3
Europe	18
North America	2
Oceania	2
Grand Total	26

Athletes

Region	Federation/Country	Count of Federation/Country
Asia	China	1
	Hong Kong China	7
	Indonesia	6
	Singapore	1
Europe	Austria	7
	Belgium	2
	Czechia	12
	Denmark	8
	Estonia	6
	Finland	23
	France	12
	Germany	13
	Great Britain	16
	Hungary	2
	Italy	12
	Latvia	10
	Lithuania	5
	Moldova, Republic of	1
	Netherlands	5
	Norway	8
	Poland	4
	Portugal	6
	Romania	2
Serbia	3	
Slovakia	6	
Slovenia	3	
Spain	6	
Sweden	16	
Switzerland	24	
Turkiye	4	
Ukraine	4	
North America	Canada	2
	United States	4
Oceania	Australia	6
	New Zealand	5
South America	Brazil	3
	Colombia	1
Grand Total		256


Region	Count of Region
Asia	15
Europe	220
North America	6
Oceania	11
South America	4
Grand Total	256

Q5. In an overall view of the IOF FootO event programme is it your opinion that?



Athletes

Federations



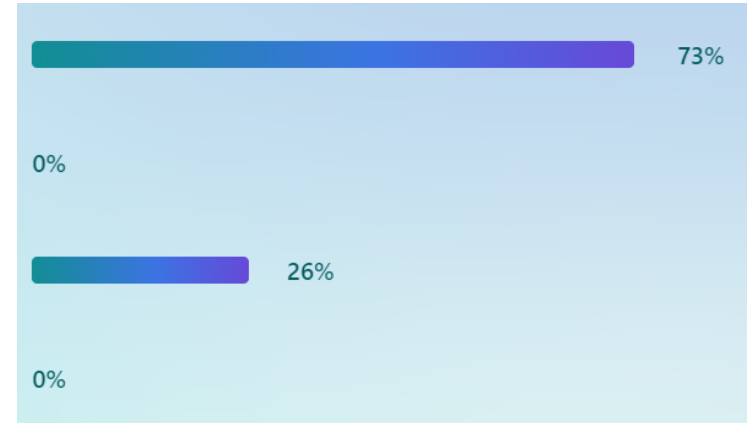
• Observations from athletes' responses

- 33% of athletes from membership groups 1-2 answered that there are too few events, compared to 15% of athletes from membership groups 3-10.
- 8% of athletes from membership groups 1-2 answered that there are too many events, compared to 18% of athletes from membership groups 3-10.

Q6. What is the federations approach to planning FootO event participation?



Federations



- The federation plans event participation.** Sets an event programme, selects team, supports team.
- A group of interested individuals plan event participation.** The federation is not directly involved but allows the group to plan participation.
- The federation works together with a group of interested individuals to plan event participation.** But the federation has limited resources allocated to supporting the plan.
- The federation has **no activity** in the discipline

- Observations

- Much stronger federation engagement than in the other 3 disciplines

Q7. Which of the following IOF partner organisations or events does your federation consider when prioritizing participation at events?

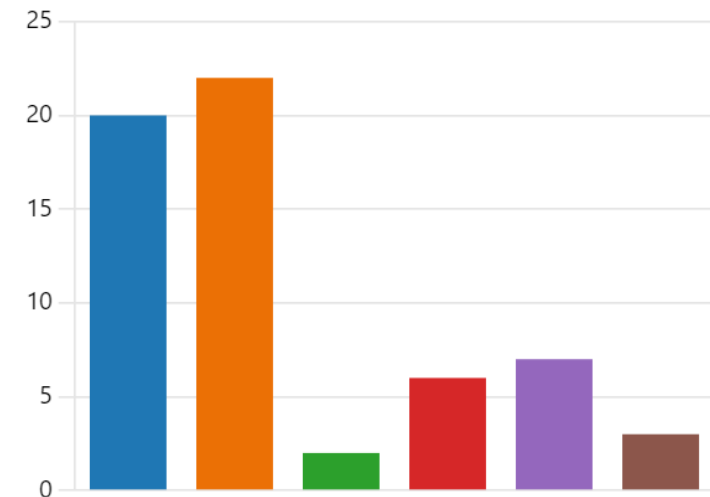


Federations

7. Which of the following IOF partner organisations or events does your federation consider when prioritizing participation at events?

[More Details](#)

● The World Games	20
● FISU – World University Champi...	22
● EUSA – European University Cha...	2
● ISF – International School Sport ...	6
● CISM – World Military Champio...	7
● None of the above	3



• Observations

- Clear that The World Games and FISU are important to a majority of members
- Somewhat surprising that CISM is lower priority

Q8. Prioritization of IOF FootO Events - Please rank the following events based on your strategy. The priority should consider athlete development and participation.



Observations

Slight differences in athlete and federation priorities, related to funding?

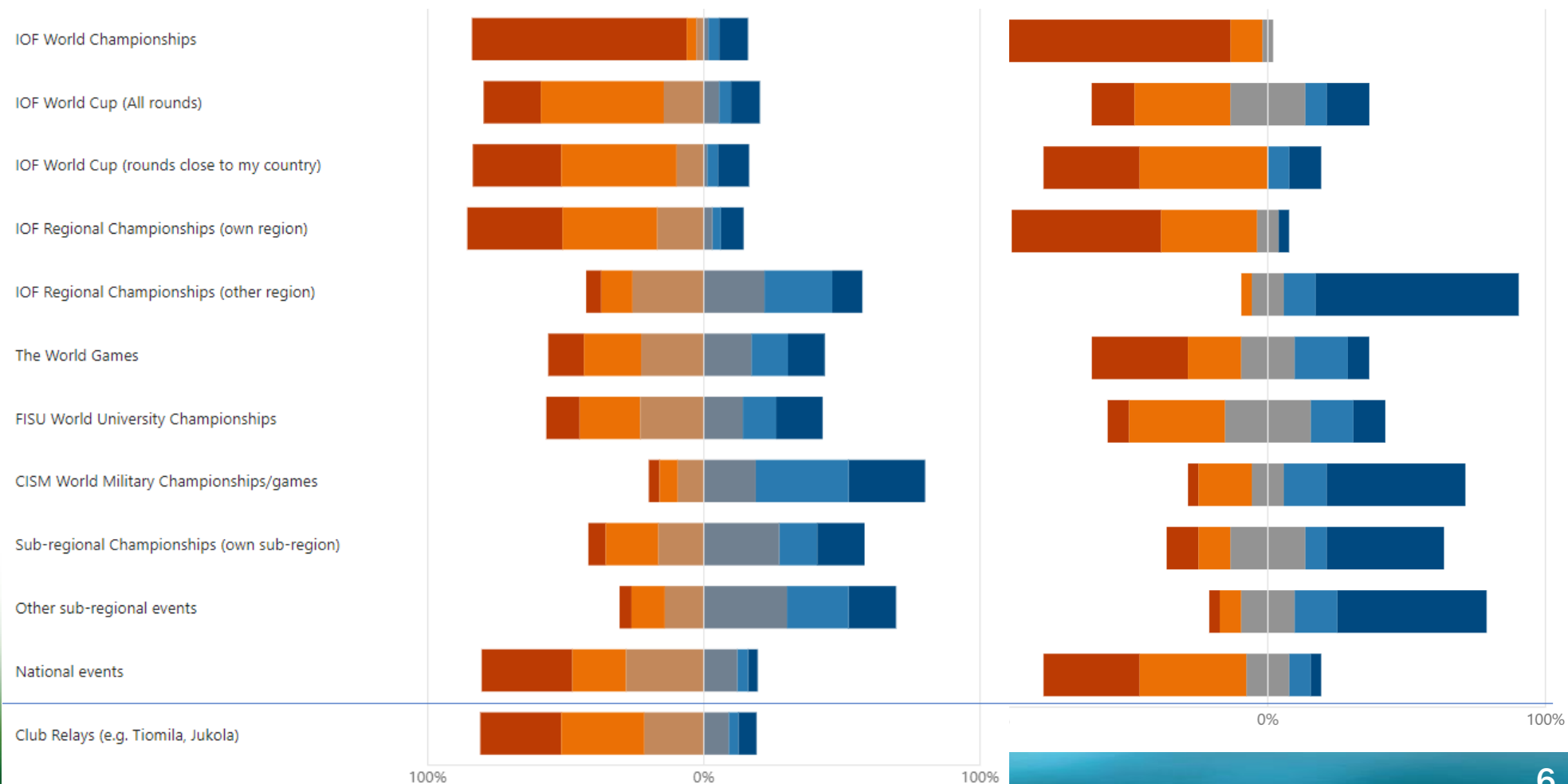
- Athletes rank World Cup more important
- Federations rank The World Games more important

Club relays etc are very important for athletes

Athletes

Federations

4 (most important) 3 2 1 (least important) 0 (do not participate)



Q8. Prioritization of IOF FootO Events - Please rank the following events based on the federation's strategy. The priority should consider athlete development and participation.

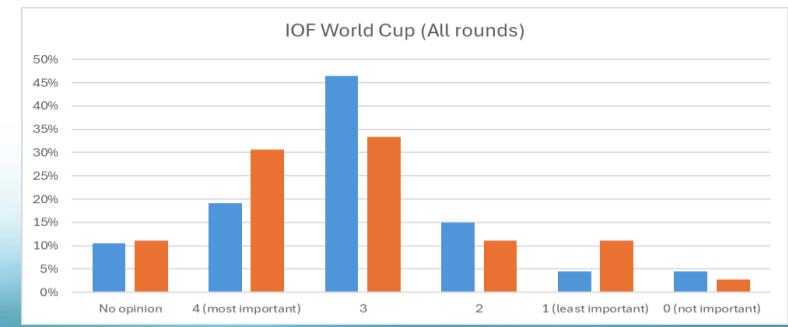
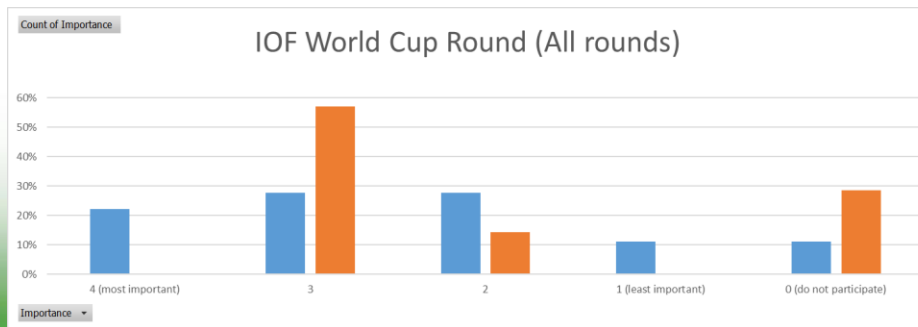
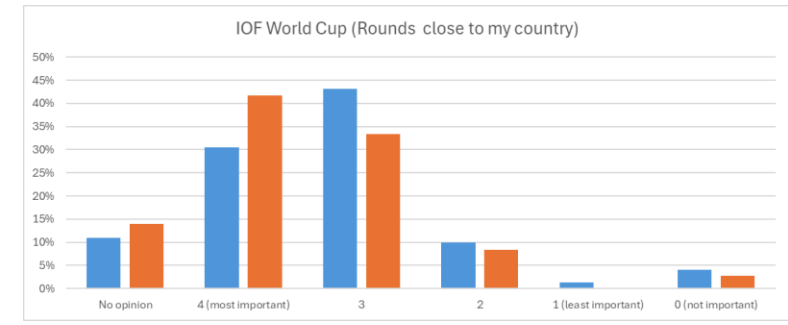
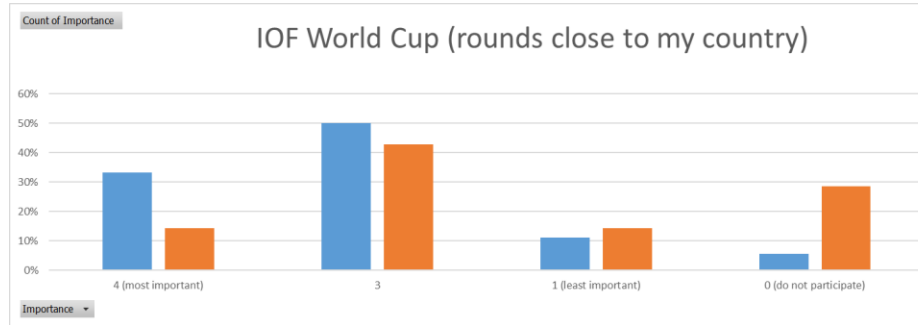
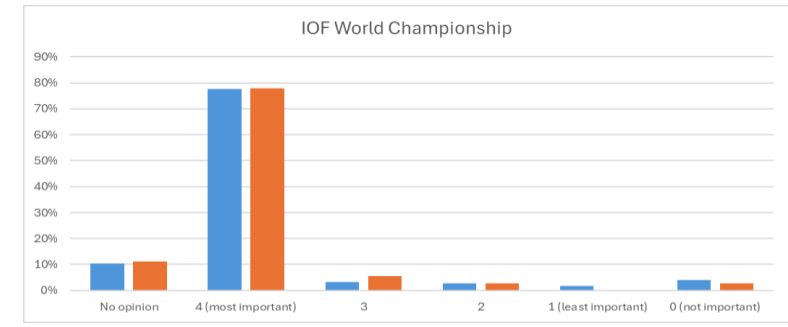
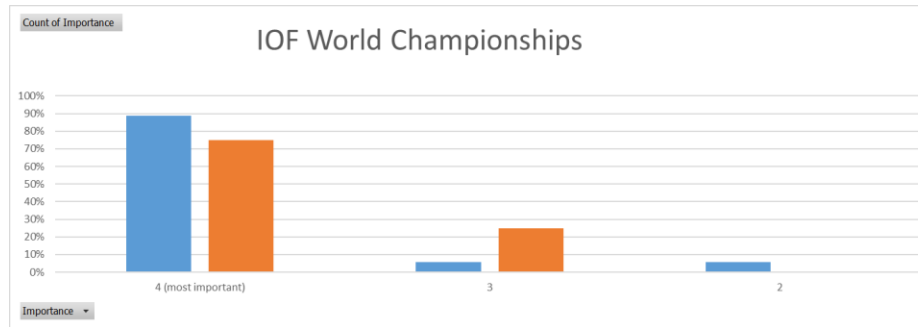
**Results divided by:
Europe = Blue
Non-Europe = Orange**



- Observations from athletes' responses
- World Cup more important to Europe federations

Federations

Athletes



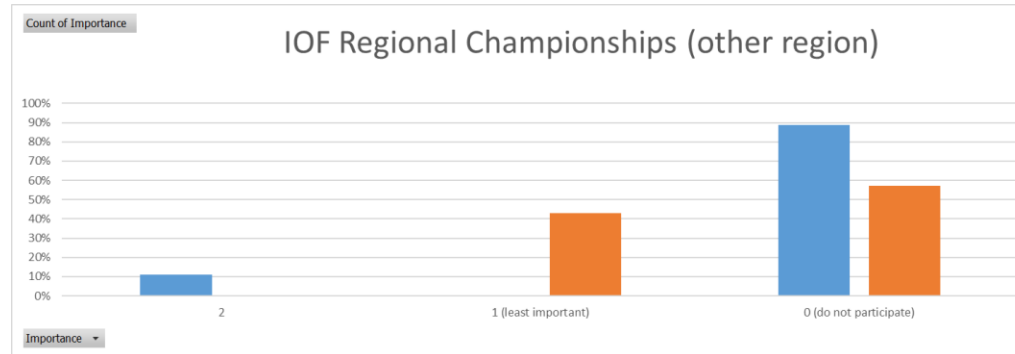
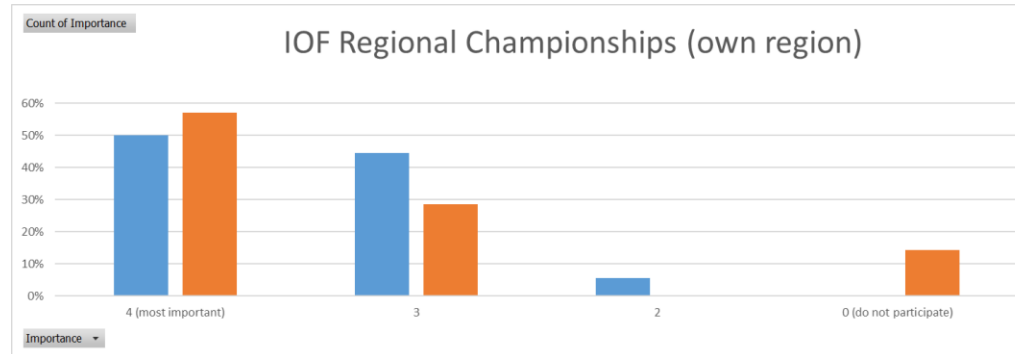
Q8. Prioritization of IOF FootO Events - Please rank the following events based on the federation's strategy. The priority should consider athlete development and participation.

Results divided by:
 Europe = Blue
 Non-Europe = Orange

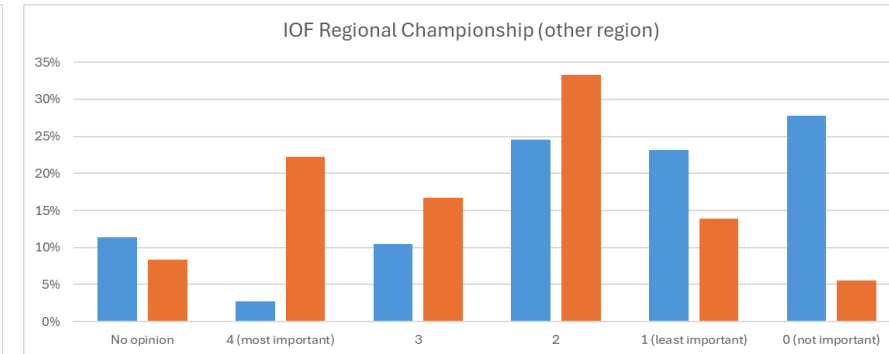
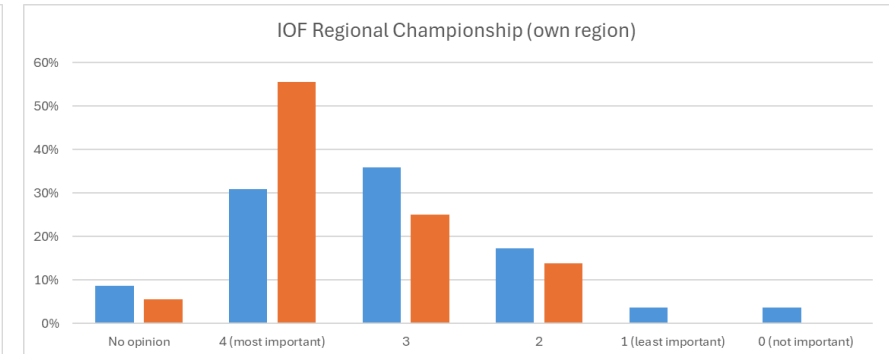


- Observations from athletes' responses
- 22% of athletes from outside Europe answered that the importance of IOF Regional Championship (other region) is "4 (most important)", compared to 3% of athletes from Europe.

Federations



Athletes



Q8. Prioritization of IOF FootO Events - Please rank the following events based on the federation's strategy. The priority should consider athlete development and participation.

- Observations from athletes' responses
- 14% of athletes from outside Europe answered that the importance of Sub-Regional Championships (own sub-region) is "4 (most important)", compared to 5% of athletes from Europe.

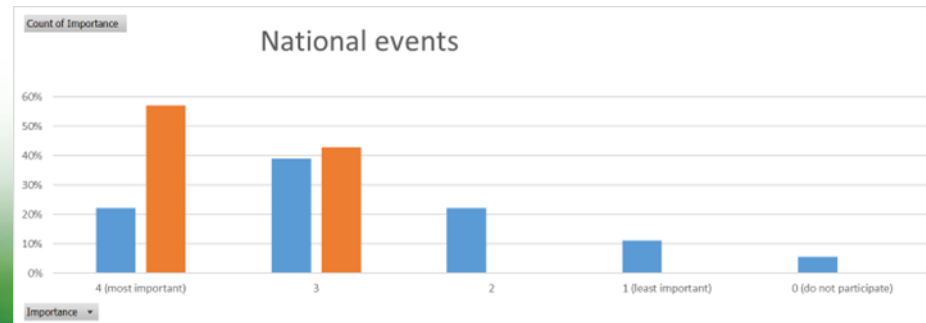
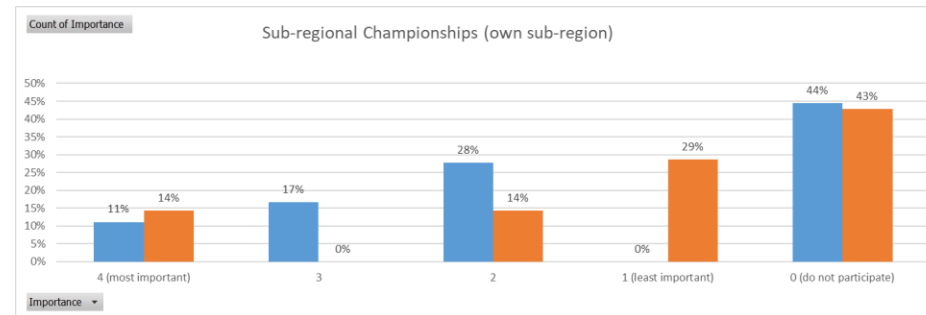
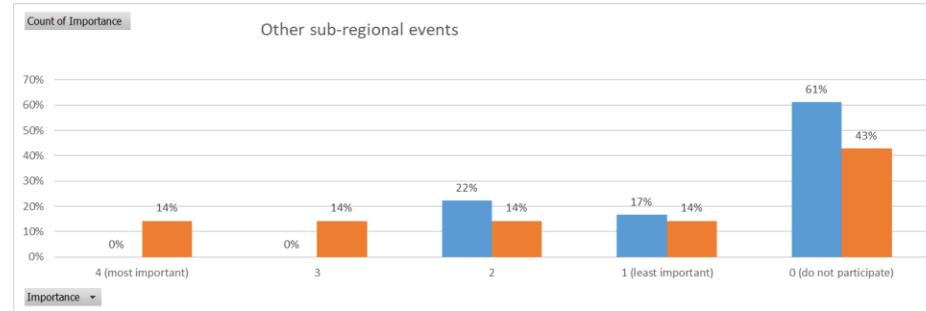
Results divided by:

Europe = Blue

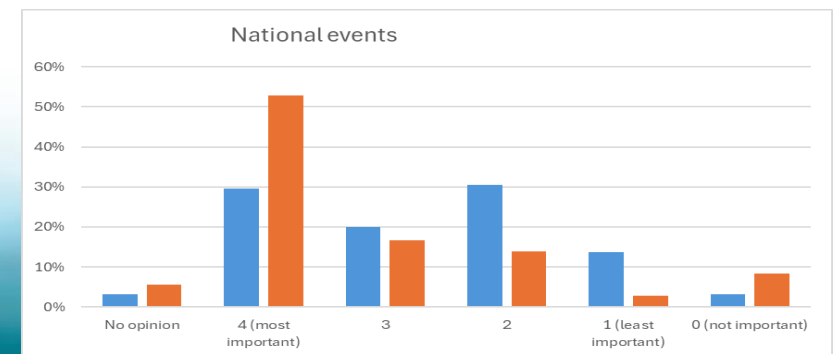
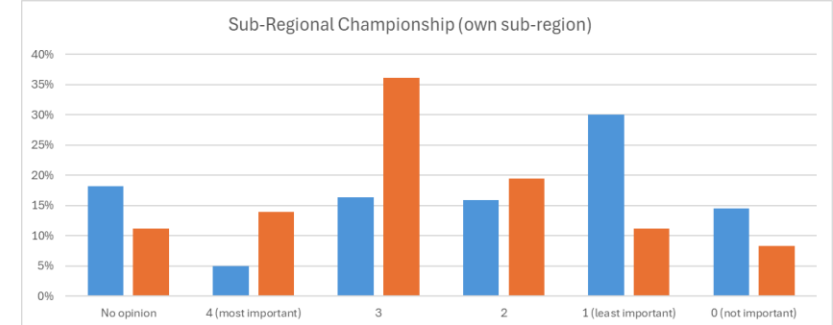
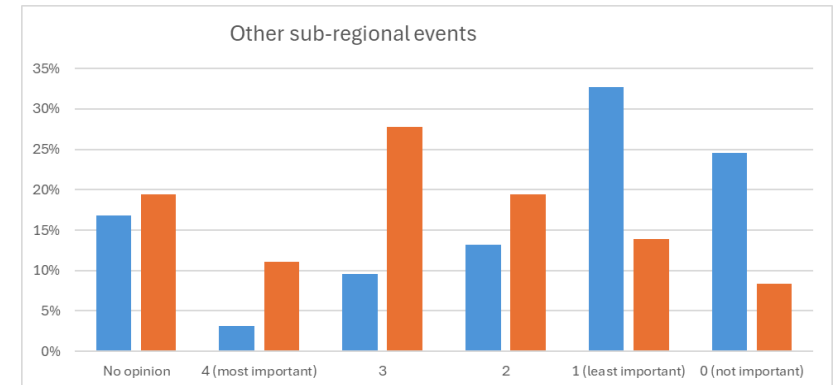
Non-Europe = Orange



Federations



Athletes



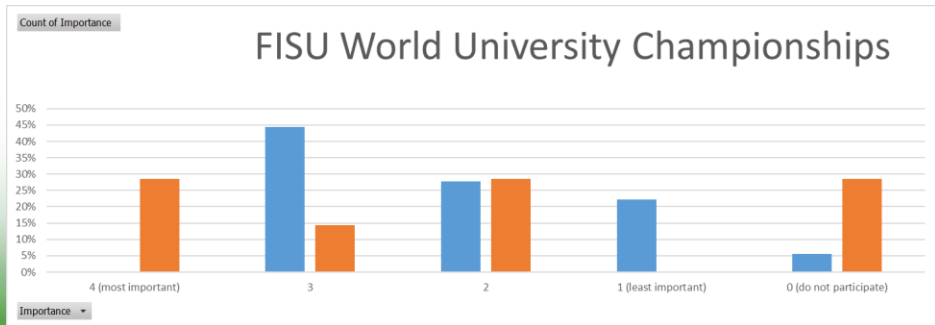
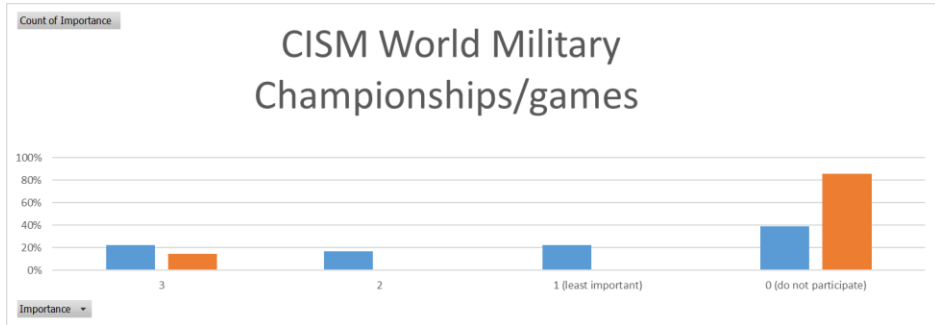
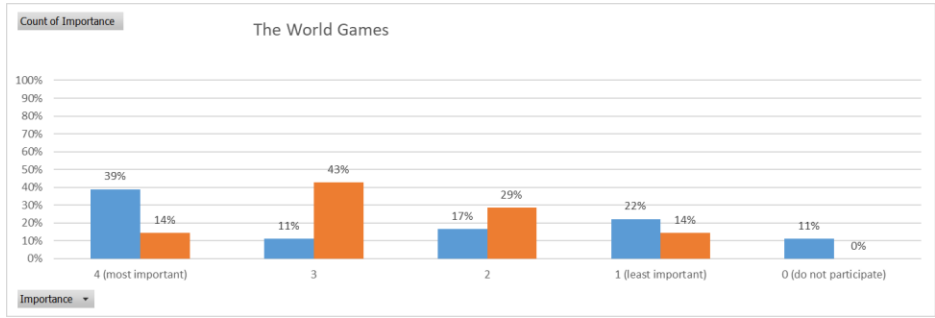
Q8. Prioritization of IOF FootO Events - Please rank the following events based on the federation's strategy. The priority should consider athlete development and participation.

Results divided by:
 Europe = Blue
 Non-Europe = Orange

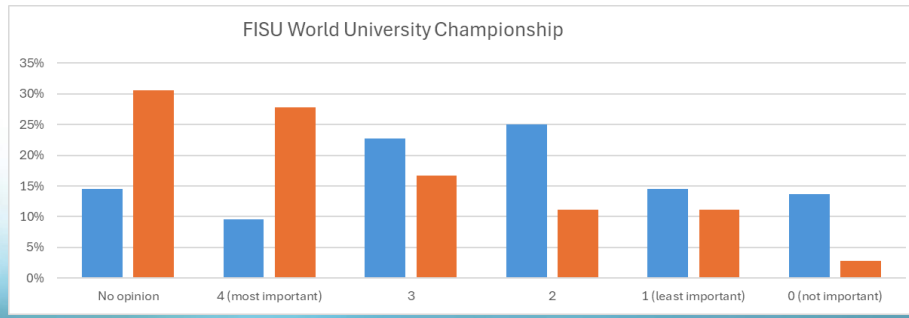
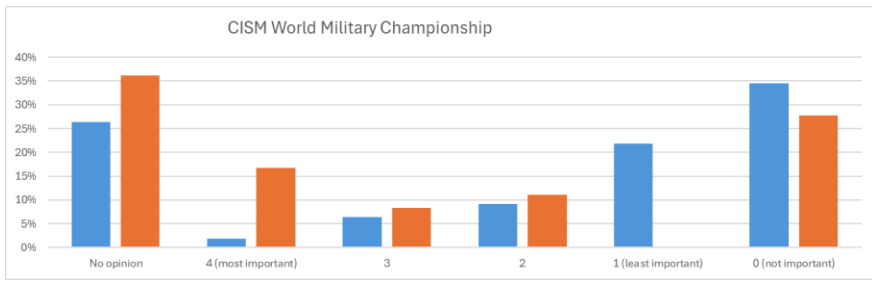
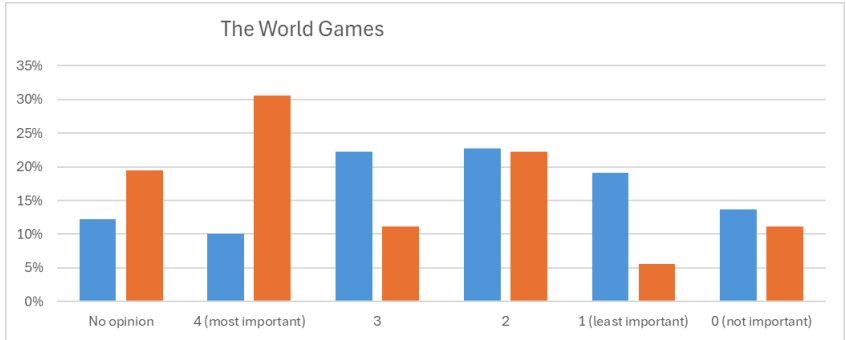


- Observations
- 31% of athletes from outside Europe answered that the importance of The World Games is "4 (most important)", compared to 10% of athletes from Europe.

Federations



Athletes



Q8. Prioritization of IOF FootO Events - Please rank the following events based on the federation's strategy. The priority should consider athlete development and participation.

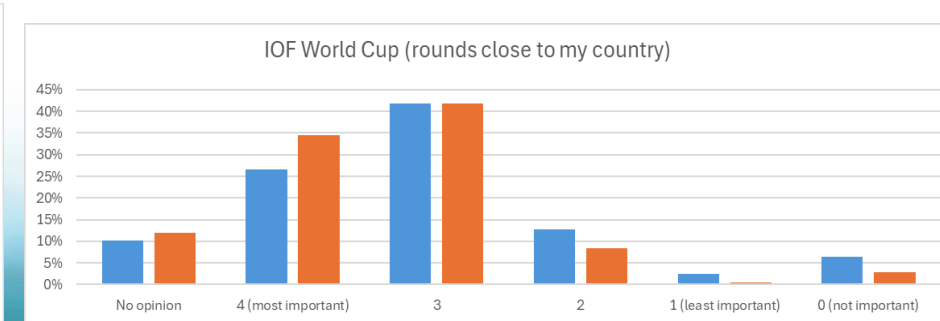
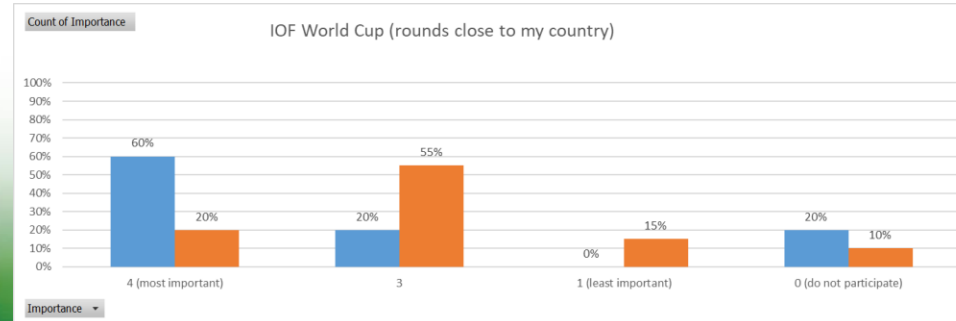
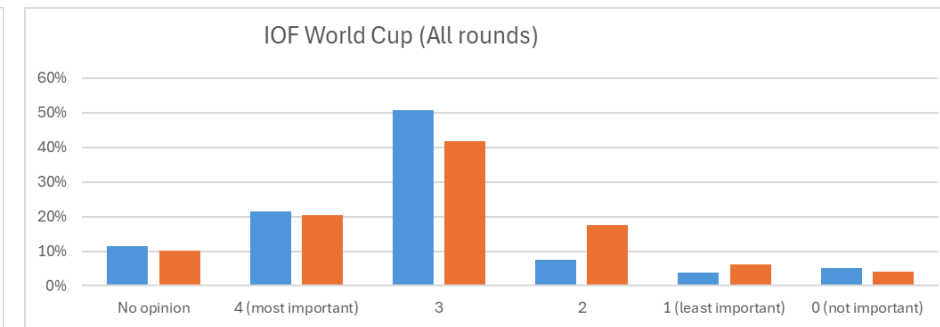
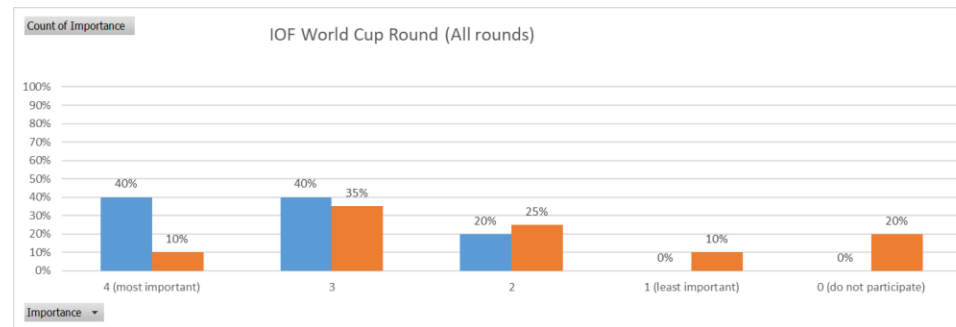
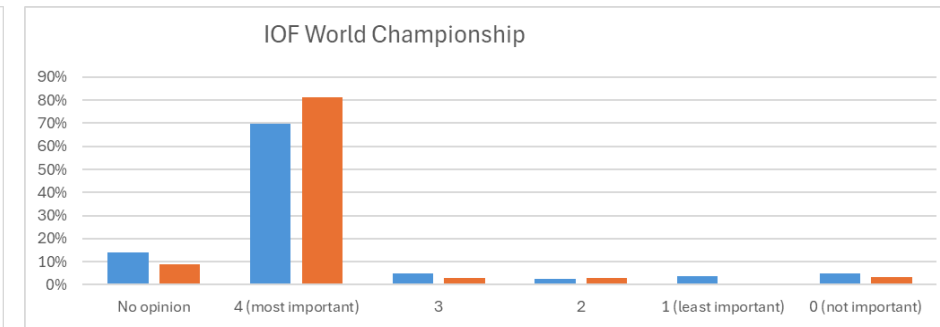
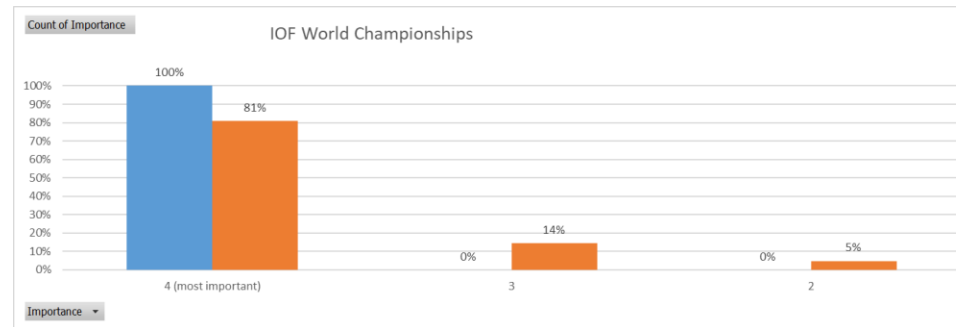
Results divided by:
Membership Group 1-2 = Blue
Membership Group 3-10 = Orange



- Observations
- World Cup has increased importance among larger members and their athletes

Federations

Athletes



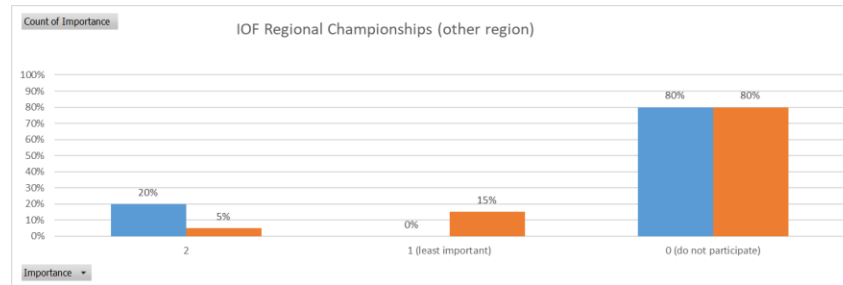
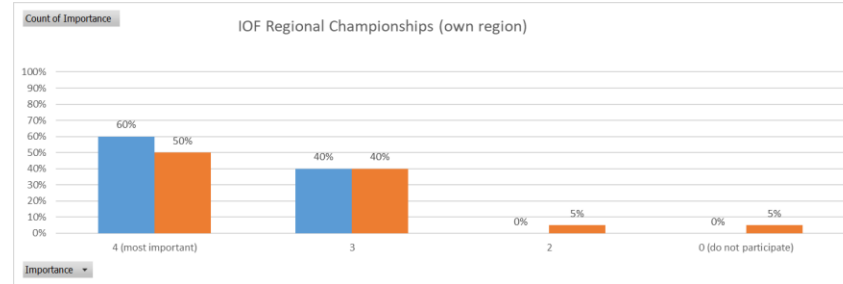
Q8. Prioritization of IOF FootO Events - Please rank the following events based on the federation's strategy. The priority should consider athlete development and participation.

- Observations
- No significant differences

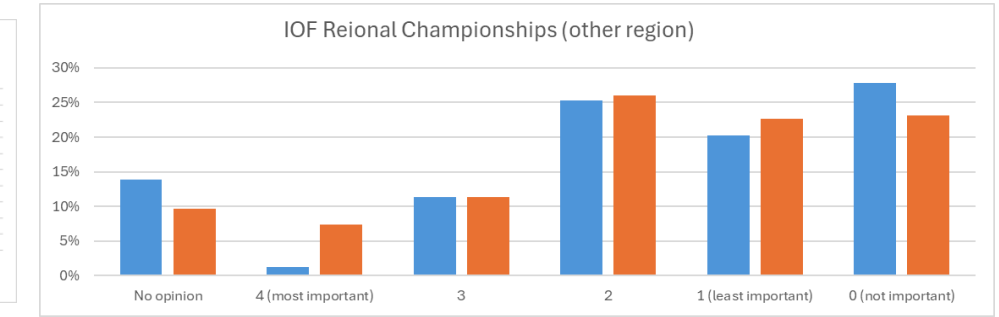
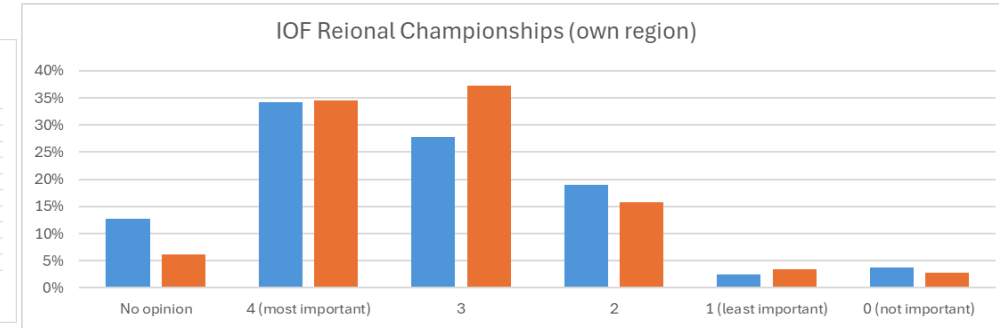
Results divided by:
 Membership Group 1-2 = Blue
 Membership Group 3-10 = Orange



Federations



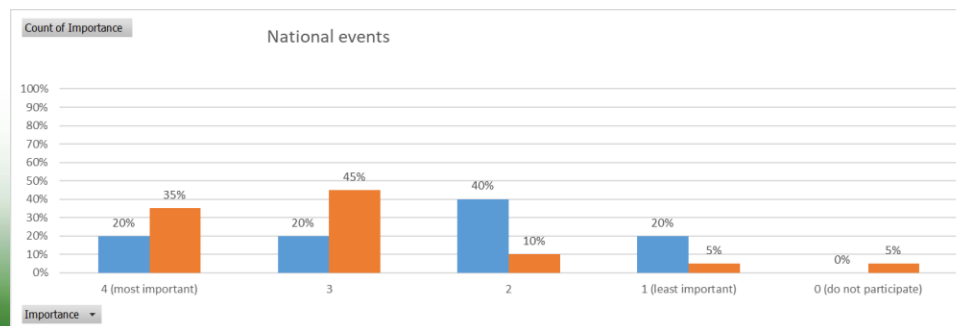
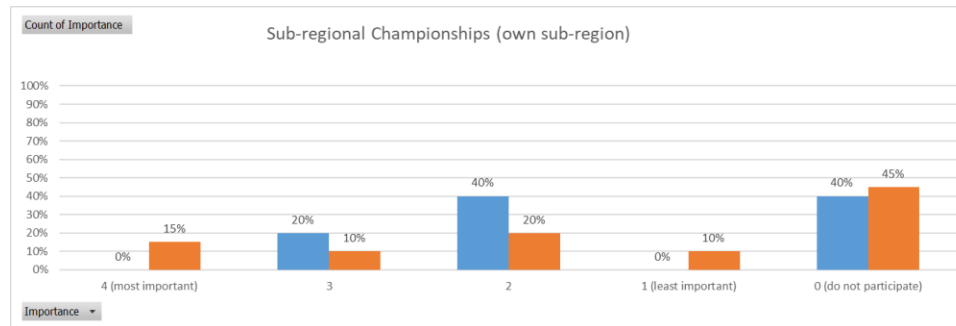
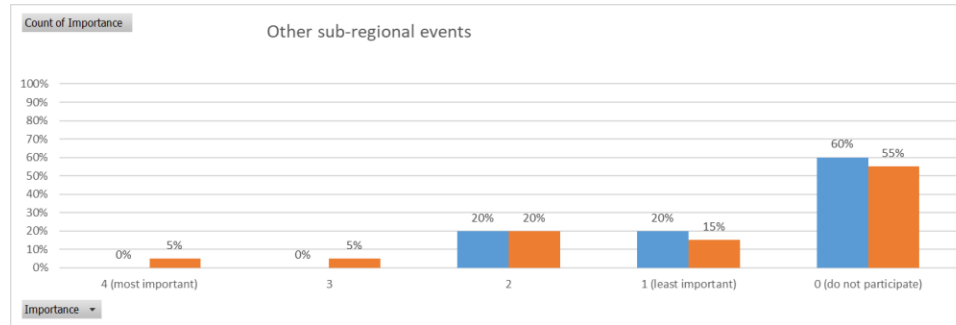
Athletes



Q8. Prioritization of IOF FootO Events - Please rank the following events based on the federation's strategy. The priority should consider athlete development and participation.

- Observations

Federations

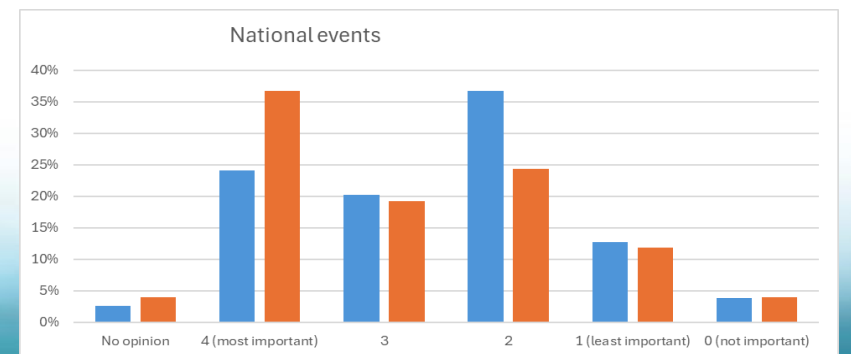
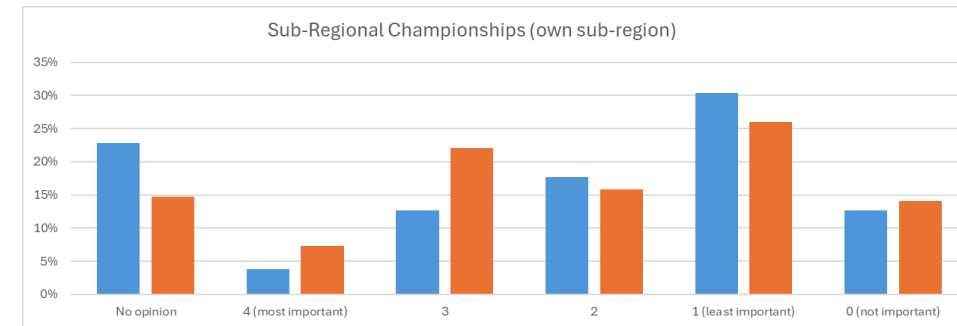
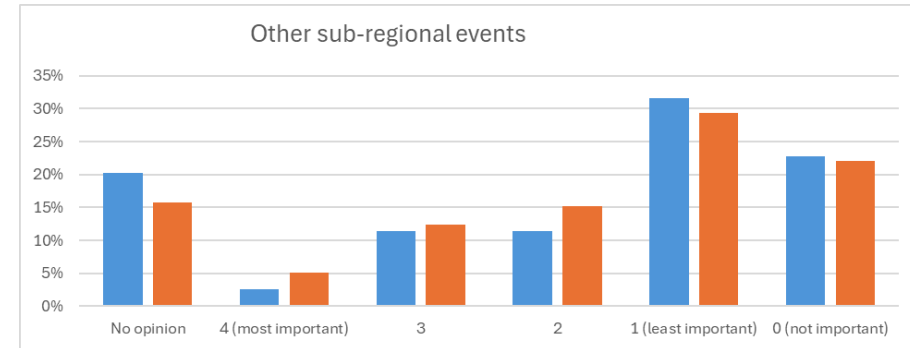


Results divided by:

Membership Group 1-2 = Blue

Membership Group 3-10 = Orange

Athletes



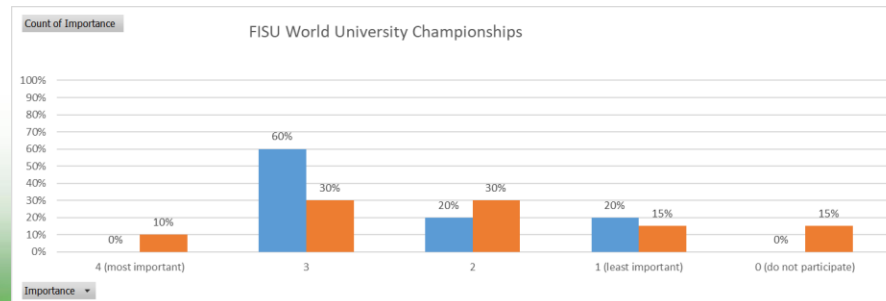
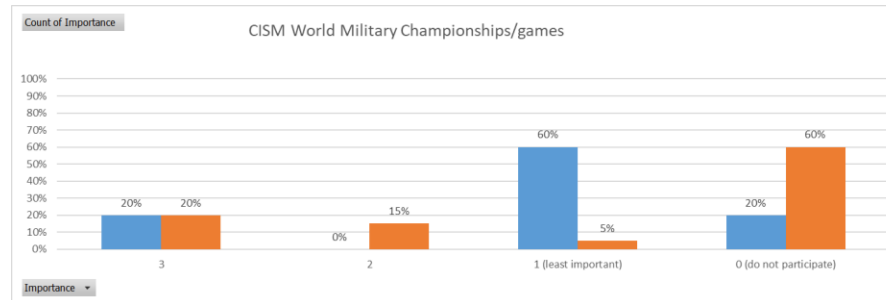
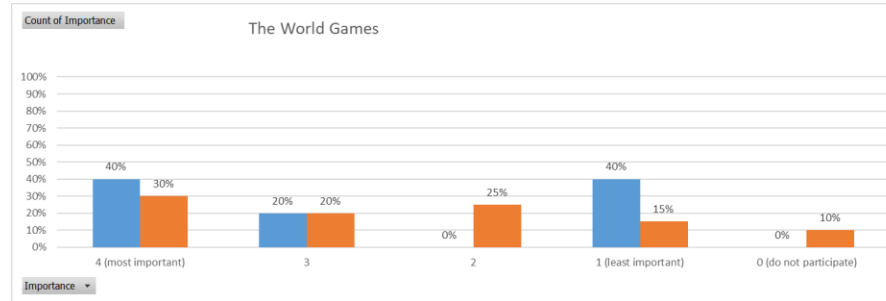
Q8. Prioritization of IOF FootO Events - Please rank the following events based on the federation's strategy. The priority should consider athlete development and participation.

Results divided by:
 Membership Group 1-2 = Blue
 Membership Group 3-10 = Orange

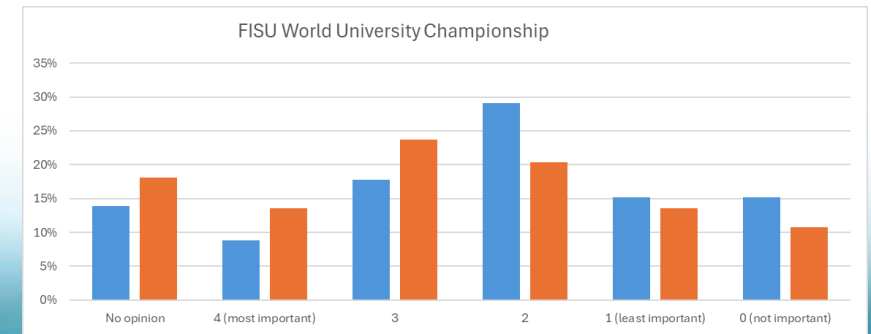
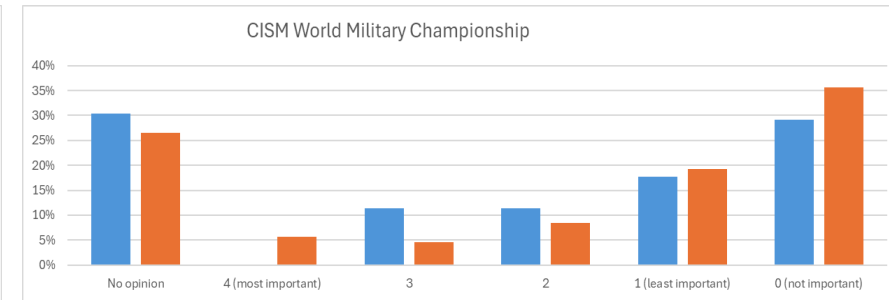
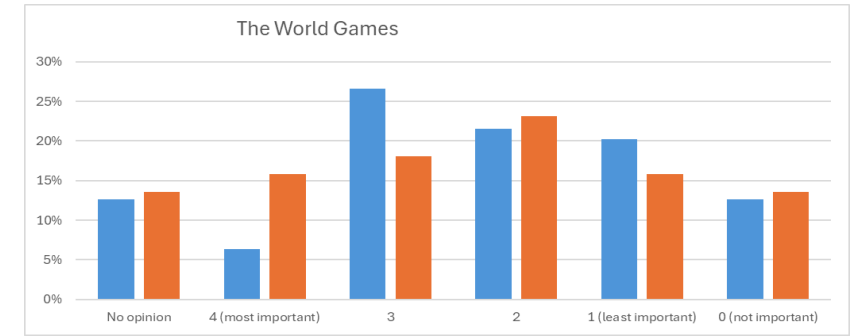


- Observations
- Mixed messages about The World Games, 60% of largest federation members rate as more important, 40% as little importance.
- CISM is mostly rated as lower importance, but very important to a few
- FISU more important for larger federations than their athletes, smaller federations and athletes more aligned.

Federations



Athletes



Q10. Prioritization of IOF FootO Events - Please rank the following events based on the federation's strategy. The priority should consider athlete development and participation.



- Observations
- Federations and athletes are well aligned
- 58% of athletes from outside Europe answered that IOF Regional events were 4 (most important), compared to 25% among athletes from Europe.

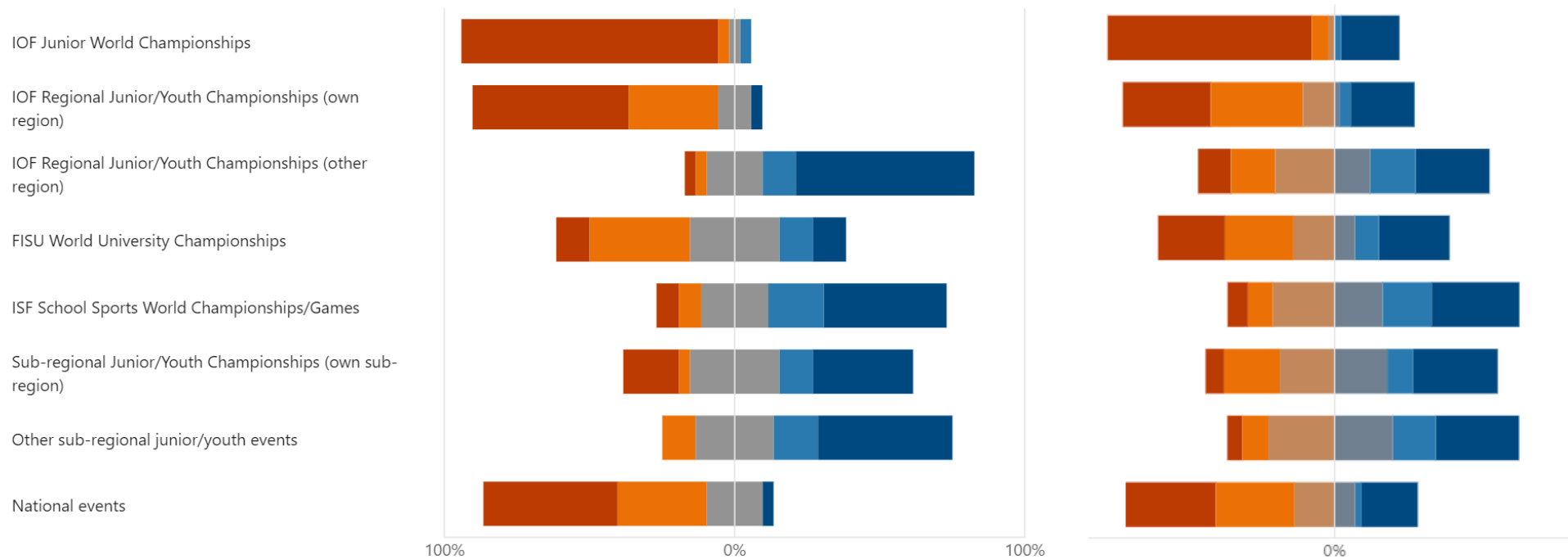
Federations

Athletes

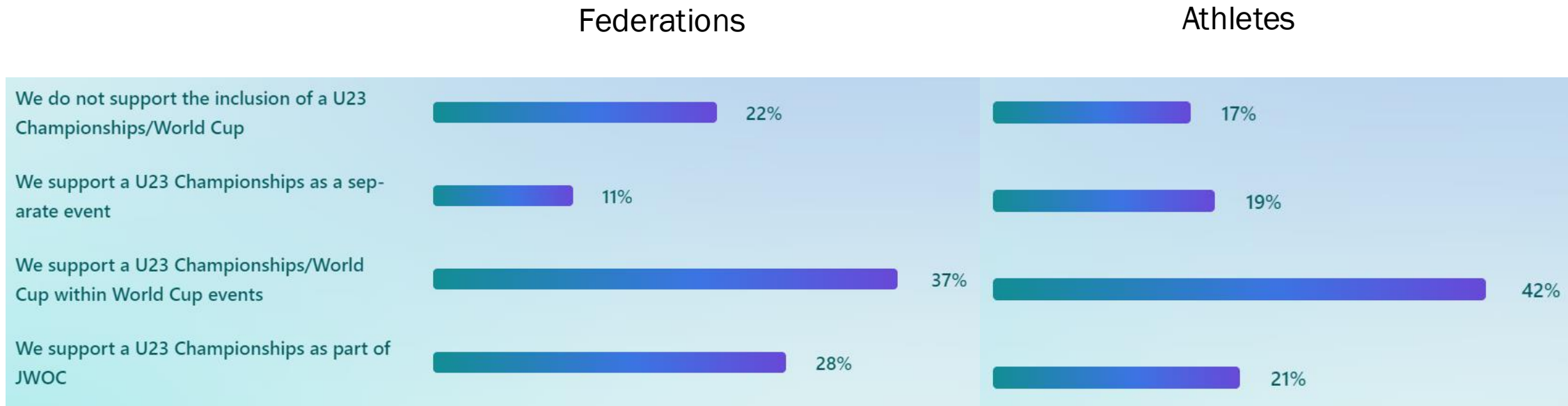
10. FootO Junior/Youth Events

[More Details](#)

■ 4 (most important) ■ 3 ■ 2 ■ 1 (least important) ■ 0 (do not participate)



Q12. U23. Would your federation support this and in that case within which possible scenarios (you may choose multiple answers to this question):



- Observations
- Overall support for some kind of U23 Championships/World Cup

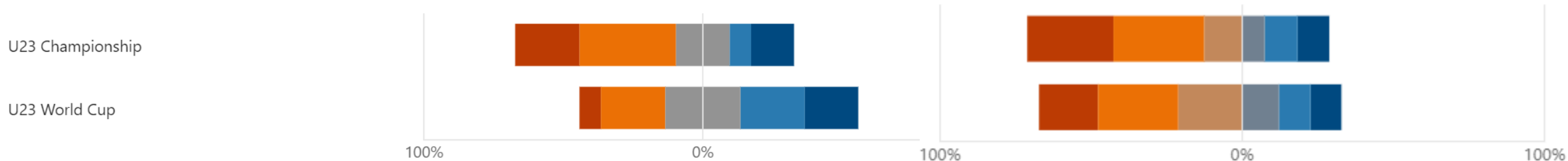
Q13. Where would you place U23 Championships as a priority? Please rank the U23 events from 4-1 where 4 is most important and 1 least important. An answer 0 means you would not participate at this event.



Federations

Athletes

■ 4 (most important) ■ 3 ■ 2 ■ 1 (least important) ■ 0 (do not participate)



- Observations

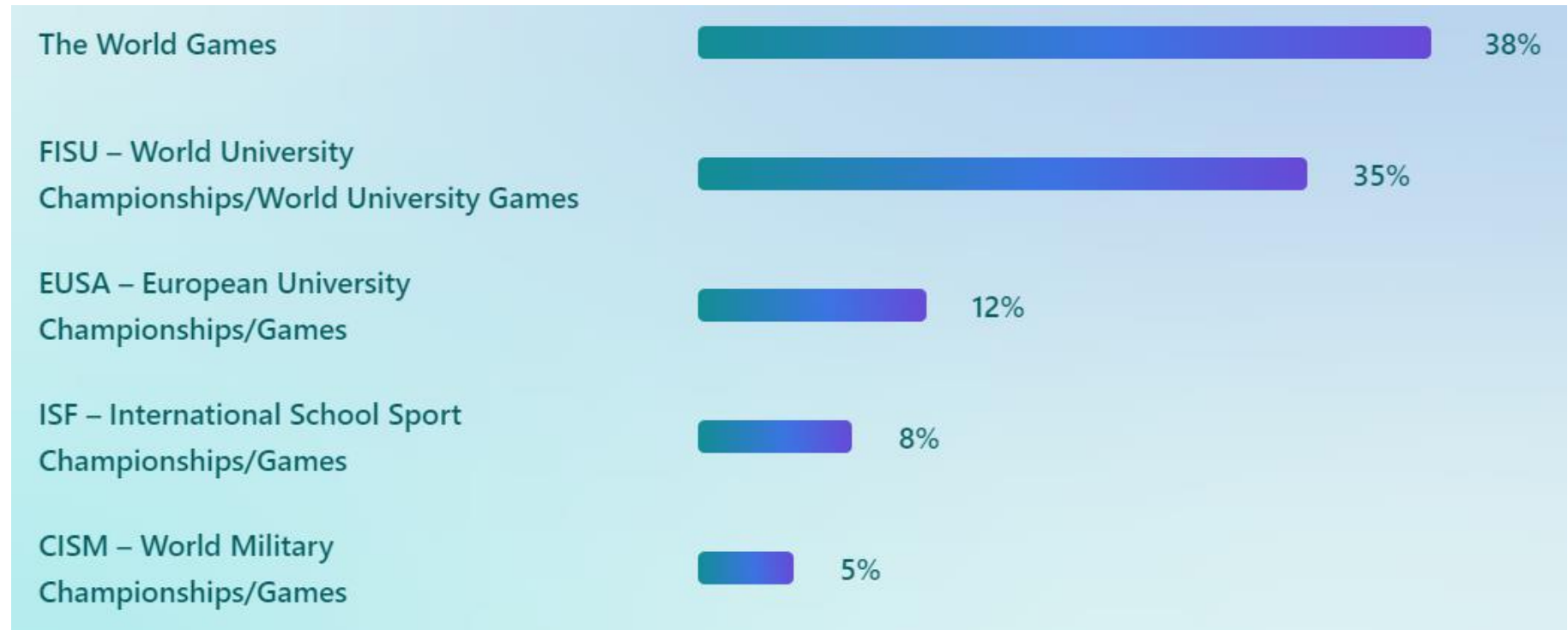
- 47% of athletes under the age of 20 answered that U23 Championship is "4 (most important)", compared to 21% of athletes over the age of 20.

Q11. Which of the following organisation/events are important to you as an athlete?



Athletes

- Observations

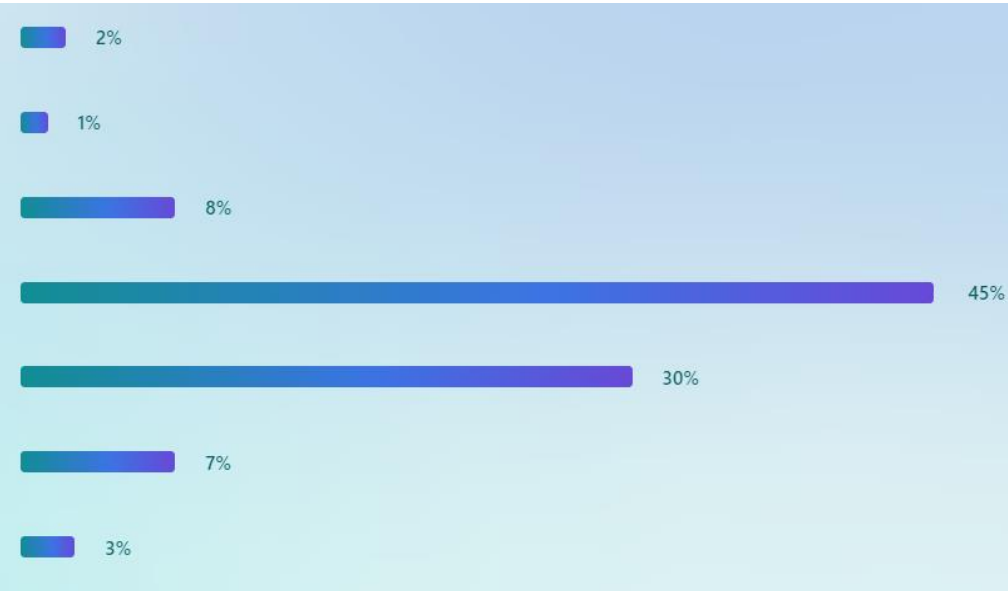


Q17. How would you best describe your financial situation as a FootO athlete?



Athletes

- Fully professional, i.e. I am able to support myself financially as a full-time athlete and can save some money for the future (after my career as an athlete has ended).
- Professional, i.e. I am able to support myself financially as a full-time athlete but am not able to save for the future
- Semi-professional, I am able to support myself financially as an athlete while working part-time.
- Student, i.e. I am able to support myself financially as an athlete while studying part-time or full-time
- Amateur, i.e. I am only able to support myself financially as an athlete by working full-time.
- Retired athlete, i.e. no longer competing at international level
- Other

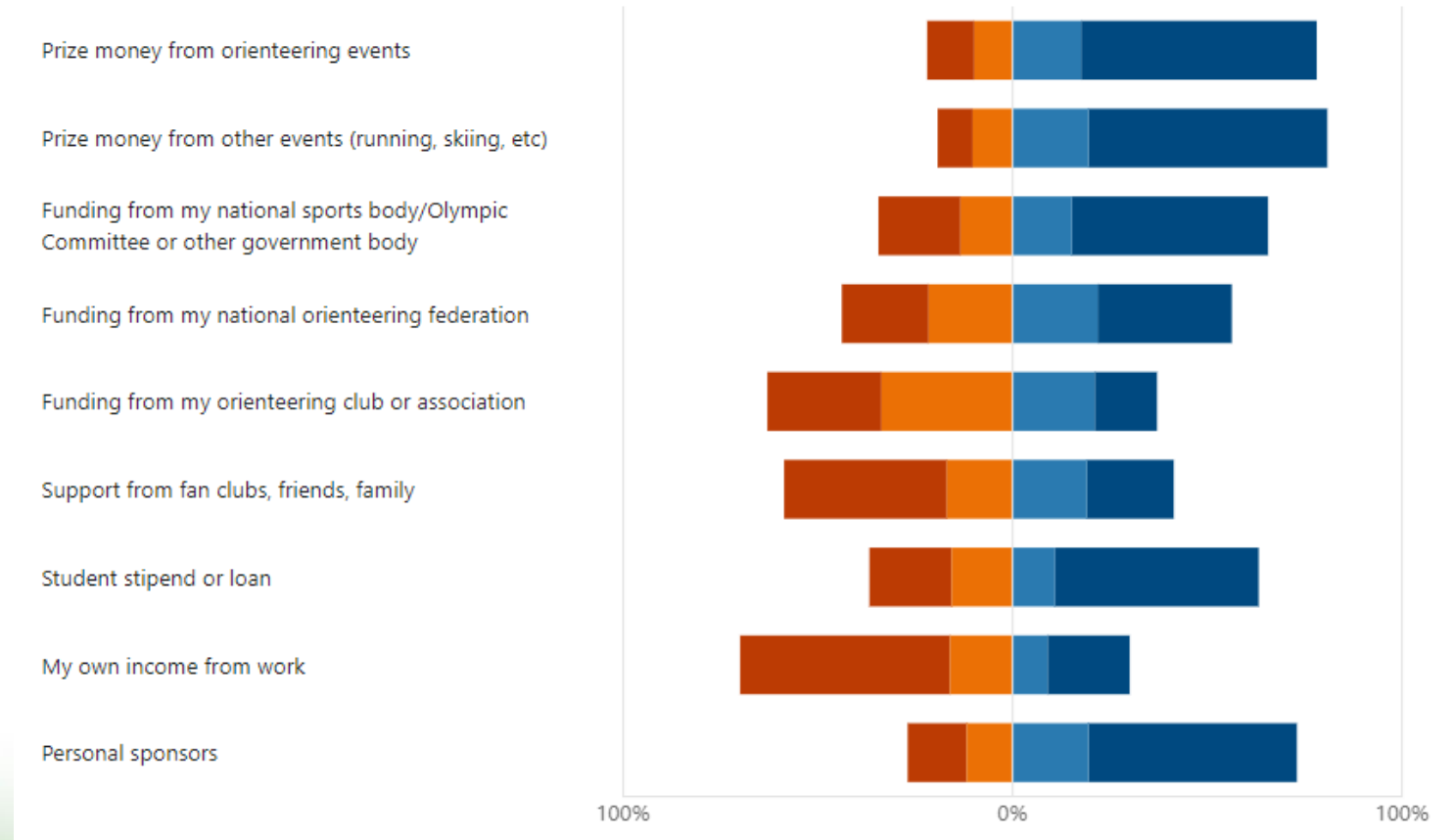


- Observations from athletes' responses
- 39% of athletes over the age of 20 described their financial situation as amateur (working full time), compared to 11% of athletes under the age of 20.
- 80% of athletes under the age of 20 described their financial situation as student (studying part-time or full-time), compared to 32% of athletes over the age of 20.

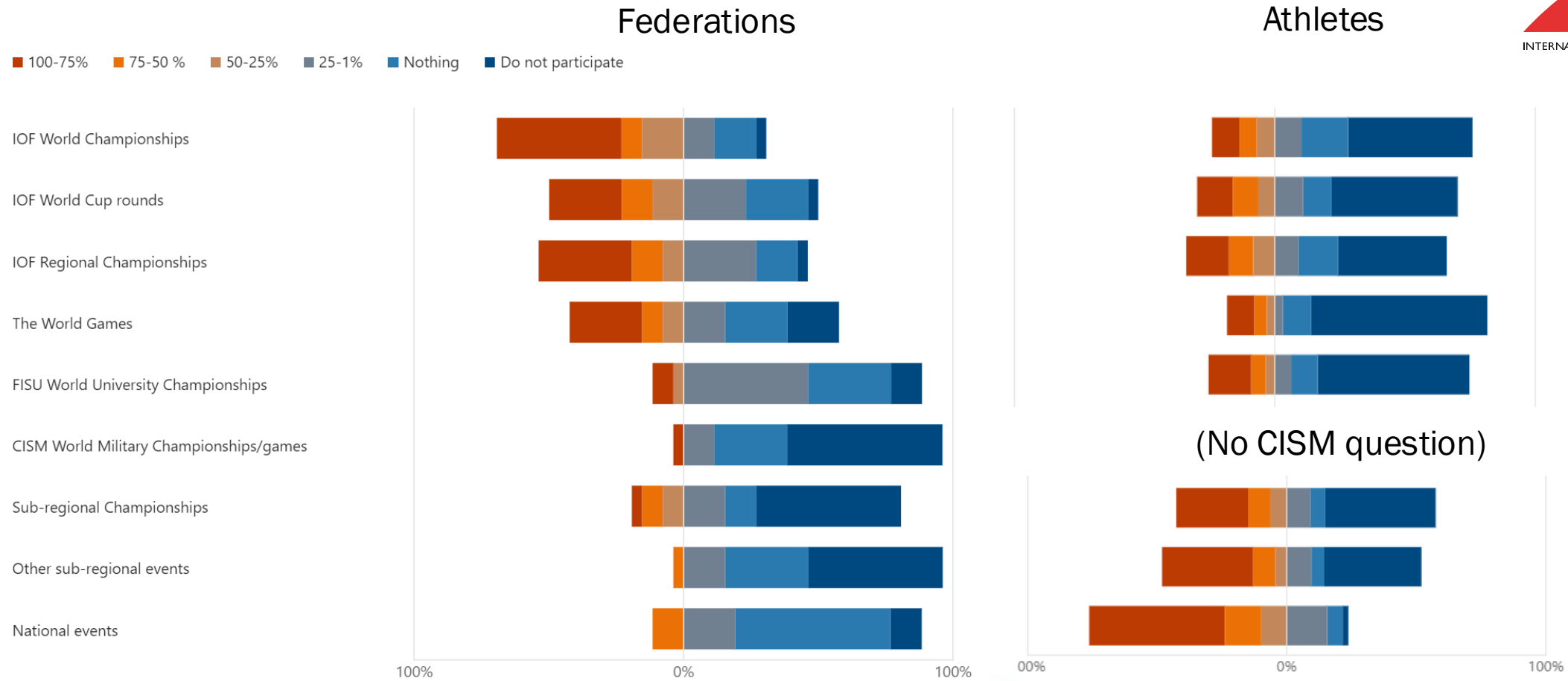
**Q18. What sources of income are most important to help you finance your athletic career?
(Please list the following in priority order from 3 to 0, if you receive no funding from a listed source please enter 0)**

- Observations from athletes' responses
- 25% of athletes from membership groups 3-10 answered that funding from national sports body/Olympic Committee is "3 (very important)", compared to 11% of athletes from membership groups 1-2.
- 33% of athletes from membership groups 1-2 answered that Student stipend or loan is "3 (very important)", compared to 16% of athletes from membership groups 3-10.
- 24% of athletes from Europe answered that My own income from work is "3 (very important)", compared to 3% of athletes from outside Europe.
- 24% of athletes from membership groups 1-2 answered that Personal sponsors is "3 (very important)", compared to 11% of athletes from membership groups 3-10.

Athletes



Q17. How much of the cost for the team does your federation pay on a specific Foot Orienteering Event?



- Observations from athletes' responses

- 21% of athletes from Europe answered that they pay nothing for participation at WOC, compared to 0% of athletes from outside of Europe.

Q17, How much of the cost for the team does your federation pay on a specific Foot Orienteering Event?

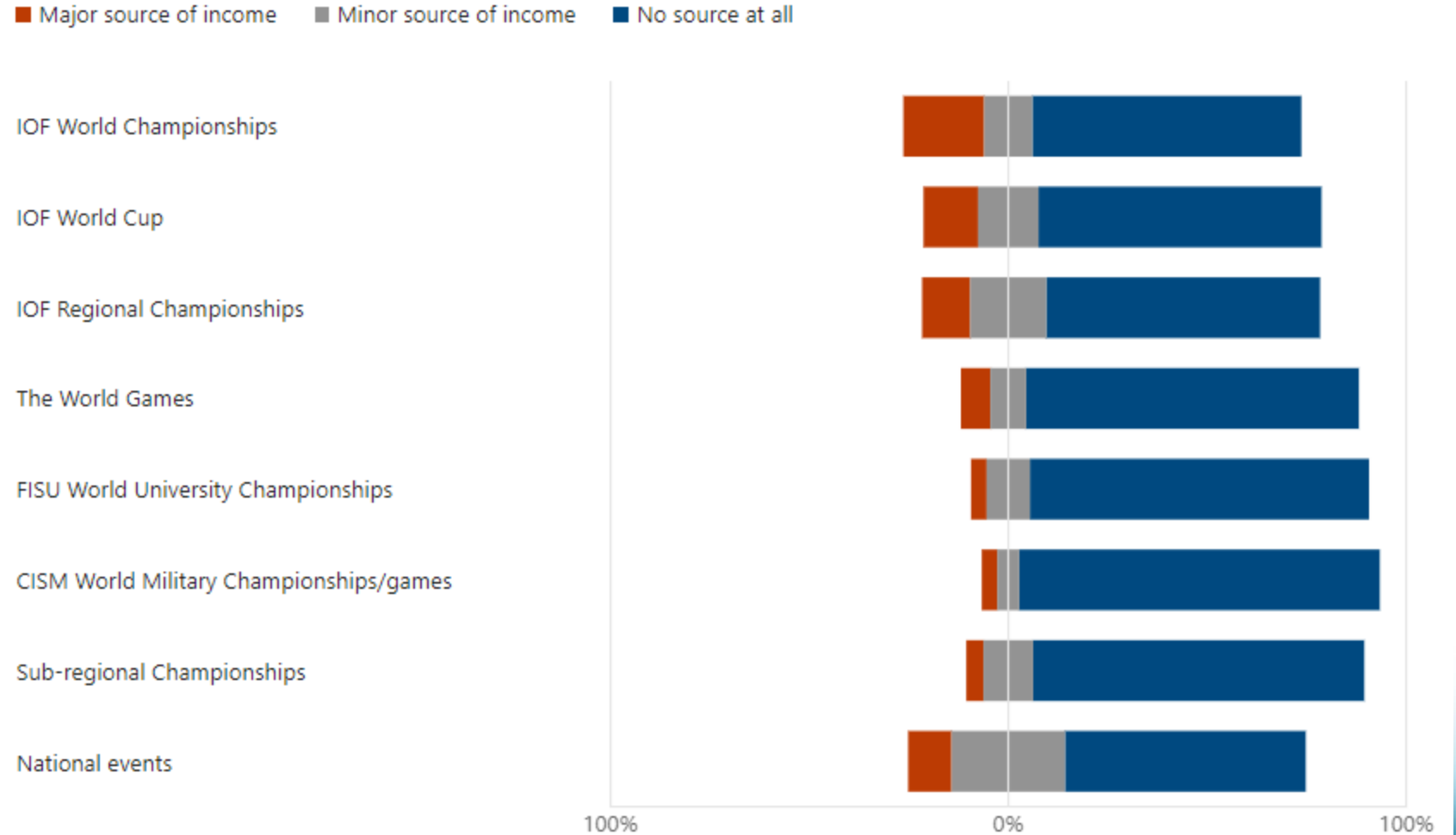


- Observation from athletes' responses, part 2
- 15% of athletes from membership groups 3-10 answered that they pay 75-100% of the costs for participation at WOC, compared to 1% of athletes from membership groups 1-2.
- 13% of athletes from Europe answered that they pay nothing for participation at a typical World Cup round, compared to 0% of athletes from outside Europe.
- 19% of athletes from membership groups 3-10 answered that they pay 75-100% of the costs for participation at a typical World Cup round, compared to 3% of athletes from membership groups 1-2.
- 18% of athletes from Europe answered that they pay nothing for participation at IOF Regional Championship, compared to 0% of athletes from outside Europe.
- 50% of athletes from outside Europe answered that they pay 75-100% of the costs for participation at IOF Regional Championship, compared to 11% of athletes from Europe.

Q21. Are there any specific events that are more important for generating funding for yourself as an athlete, i.e. either through participation or through result-based funding? Please rate the following events:

- Observations from athletes' responses
- 32% of athletes from Europe answered that national events are a minor source of income, compared to 8% of athletes from outside Europe.

Athletes



Q18. Does your federation get funding from government or private entities for participating in FootO events? For example, the National Sports Body, National Olympic Committee



Federations



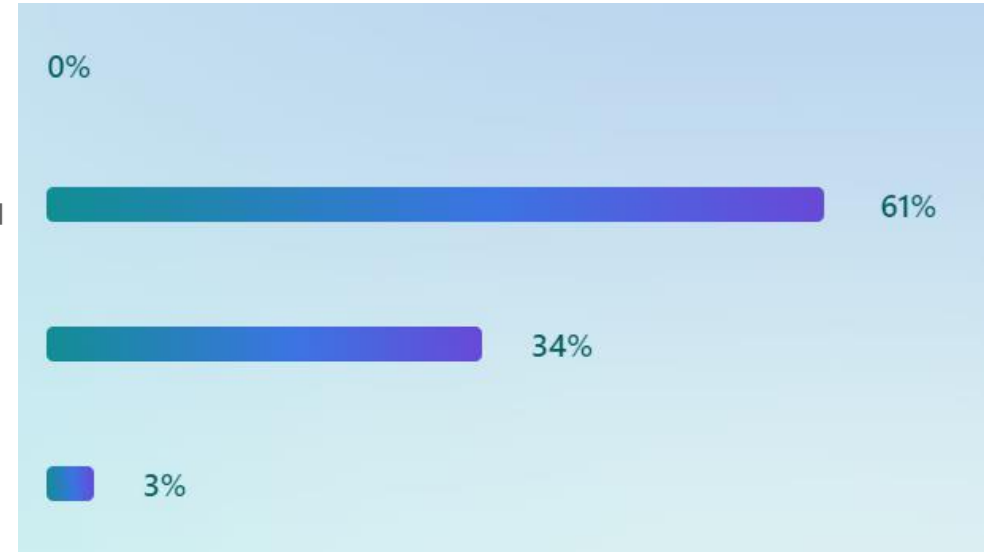
- Observations
- Again, very different picture compared to the other 3 disciplines

Q20 How have recent increases in costs (inflation, energy costs, etc) affected your ability to take part in events?



Federations

- We have recieved extra funding to balance out cost increases. This has not affected our participation.
- We have seen cost increases but do not plan on reducing participation. The federation and/or participants will cover the additional costs.
- We have seen cost increases and will need to reduce our participation.
- We have not seen significant cost increases.



- Observations
- **Some concerns about cost increases leading to reduced ability to participate**

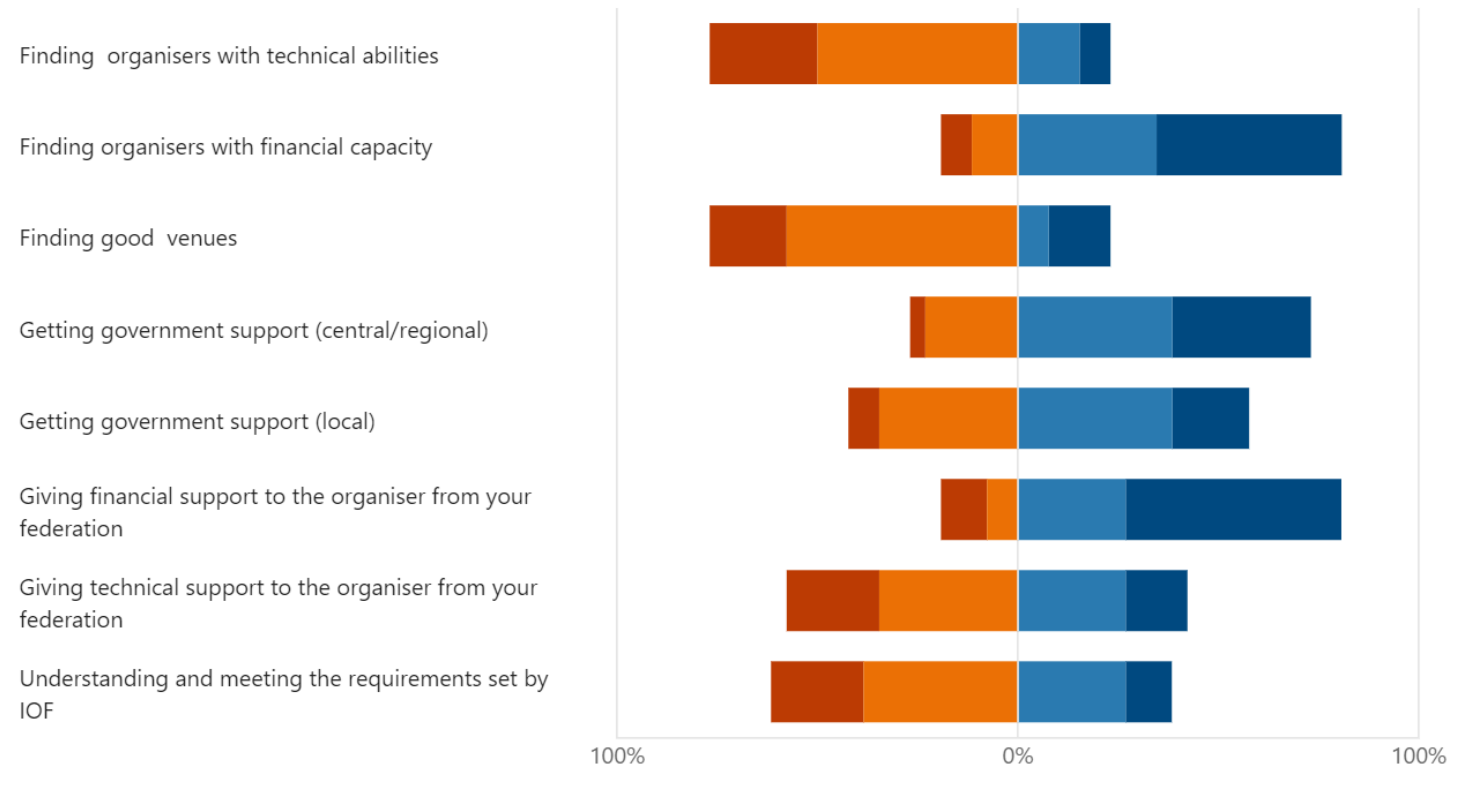
Q23. What factors impact your ability to organize IOF events? From a federation perspective, identify the key factors affecting event organization. Please rate the following factors bases upon how easy or difficult they are to solve.



- Observations
- **Finding organisers with financial capability is the main limiting factor**
- **Strong majority of federations feel that finding organisers with technical capabilities is easy**
- **Strong majority of federations feel that finding good venues is easy.**

Federations

■ 4 (Easy) ■ 3 ■ 2 ■ 1 (Difficult)



Q23 and 24. Athletes environmental sustainability perspective.

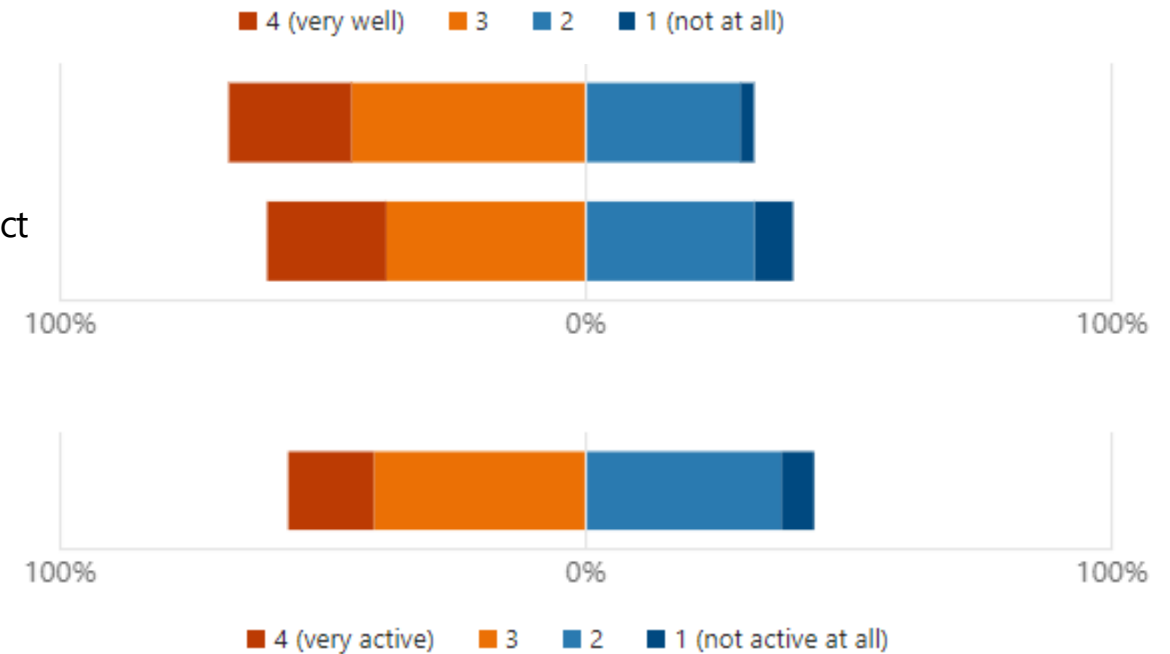


Athletes

How well do you think that the IOF and event organisers consider the impact of events on the environment and the climate?

How well do you think that your member federation considers the impact of event participation on the environment and the climate?

How active are you as an athlete in working towards reducing the environmental and climate impact of your participation at events?



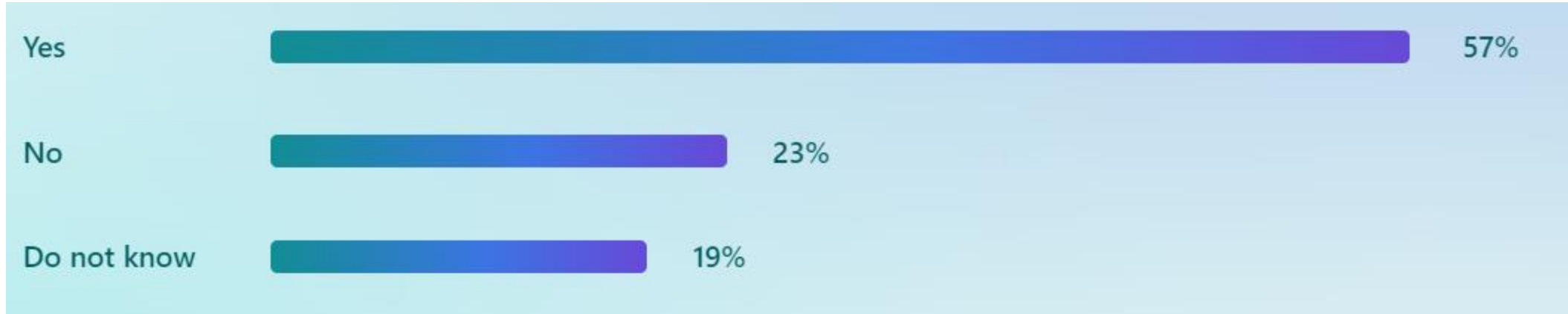
- Observations from athletes' responses

- 29% of male athletes answered that their member federation considers the impact of event participation on the environment and the climate "4 (very well)", compared to 12% of female athletes.
- 29% of athletes over the age of 10 answered that their member federation considers the impact of event participation on the environment and the climate "1 (not at all)", compared to 1% of athletes under the age of 20.

Q25 Does your federation have a plan for organising IOF FootO events in the future (coming 5 years)?

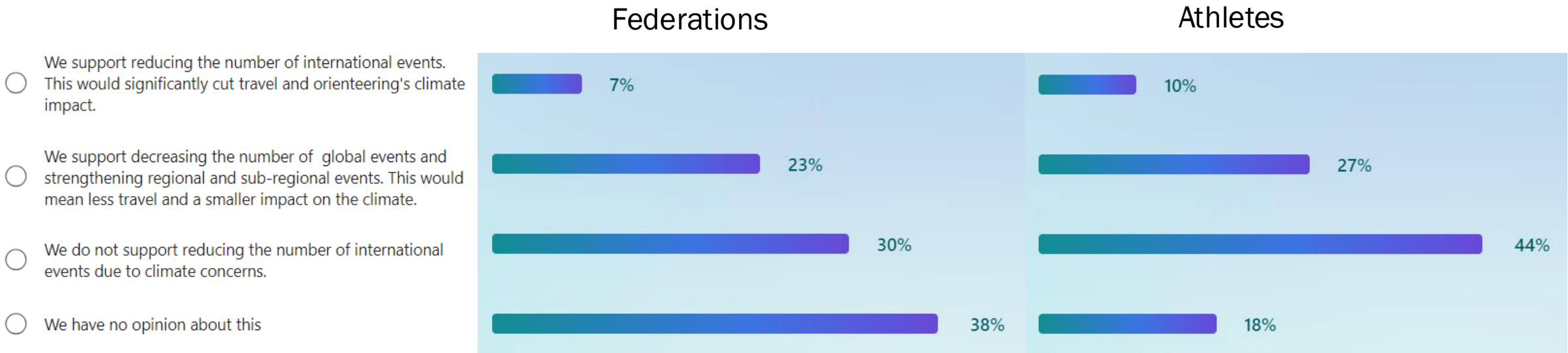


Federations



- Observations
- **Majority of federations have plans to organise events in the coming 5 years.**

Q27 Travel and transportation are the main contributors to the environmental impact of orienteering events. Considering this, what is your federation's view on this issue?



- Observations from athletes' responses

- 54% of male athletes answered that they would **not** support a reduction in the number of international events due to concerns about the climate, compared to 24% of female athletes.
- 38% of female athletes answered that they would support a reduction in global events while strengthening regional and sub-regional events which would require less travel and lessen the climate impact, compared to 20% of male athletes.

Q28 Does your federation have any strategies in place to reduce the environmental and climate impact of your national FootO events?



- Observations

Federations

